

Linear Algebra

[KOMS120301] - 2023/2024

13.2 - Types of Linear Transformation

Dewi Sintiar

Computer Science Study Program
Universitas Pendidikan Ganesha

Week 13 (November 2023)

Learning objectives

After this lecture, you should be able to:

1. explain the concept of various types of linear transformation among vectors in vector spaces;
2. perform a linear transformation (reflection, projection, rotation, dilation, expansion, shear) on a vector in a vector space.

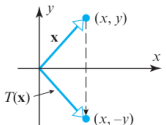
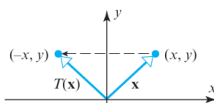
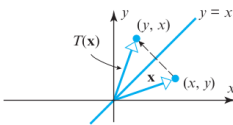
Basic Matrix Transformations in \mathbb{R}^2 and \mathbb{R}^3

(page 259 of Elementary LA Applications book)

1. Reflection

Reflection operators on \mathbb{R}^2

Reflection operators are operators on \mathbb{R}^2 (or \mathbb{R}^3) that maps each point into its symmetric image about a fixed line or a fixed plane that contains the origin.

Operator	Illustration	Images of \mathbf{e}_1 and \mathbf{e}_2	Standard Matrix
Reflection about the x -axis $T(x, y) = (x, -y)$		$T(\mathbf{e}_1) = T(1, 0) = (1, 0)$ $T(\mathbf{e}_2) = T(0, 1) = (0, -1)$	$\begin{bmatrix} 1 & 0 \\ 0 & -1 \end{bmatrix}$
Reflection about the y -axis $T(x, y) = (-x, y)$		$T(\mathbf{e}_1) = T(1, 0) = (-1, 0)$ $T(\mathbf{e}_2) = T(0, 1) = (0, 1)$	$\begin{bmatrix} -1 & 0 \\ 0 & 1 \end{bmatrix}$
Reflection about the line $y = x$ $T(x, y) = (y, x)$		$T(\mathbf{e}_1) = T(1, 0) = (0, 1)$ $T(\mathbf{e}_2) = T(0, 1) = (1, 0)$	$\begin{bmatrix} 0 & 1 \\ 1 & 0 \end{bmatrix}$

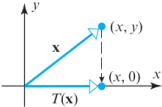
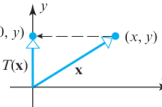
Reflection operators on \mathbb{R}^3

Operator	Illustration	Images of $\mathbf{e}_1, \mathbf{e}_2, \mathbf{e}_3$	Standard Matrix
<p>Reflection about the xy-plane</p> <p>$T(x, y, z) = (x, y, -z)$</p>		<p>$T(\mathbf{e}_1) = T(1, 0, 0) = (1, 0, 0)$</p> <p>$T(\mathbf{e}_2) = T(0, 1, 0) = (0, 1, 0)$</p> <p>$T(\mathbf{e}_3) = T(0, 0, 1) = (0, 0, -1)$</p>	$\begin{bmatrix} 1 & 0 & 0 \\ 0 & 1 & 0 \\ 0 & 0 & -1 \end{bmatrix}$
<p>Reflection about the xz-plane</p> <p>$T(x, y, z) = (x, -y, z)$</p>		<p>$T(\mathbf{e}_1) = T(1, 0, 0) = (1, 0, 0)$</p> <p>$T(\mathbf{e}_2) = T(0, 1, 0) = (0, -1, 0)$</p> <p>$T(\mathbf{e}_3) = T(0, 0, 1) = (0, 0, 1)$</p>	$\begin{bmatrix} 1 & 0 & 0 \\ 0 & -1 & 0 \\ 0 & 0 & 1 \end{bmatrix}$
<p>Reflection about the yz-plane</p> <p>$T(x, y, z) = (-x, y, z)$</p>		<p>$T(\mathbf{e}_1) = T(1, 0, 0) = (-1, 0, 0)$</p> <p>$T(\mathbf{e}_2) = T(0, 1, 0) = (0, 1, 0)$</p> <p>$T(\mathbf{e}_3) = T(0, 0, 1) = (0, 0, 1)$</p>	$\begin{bmatrix} -1 & 0 & 0 \\ 0 & 1 & 0 \\ 0 & 0 & 1 \end{bmatrix}$

2. Projection

Projection operators on \mathbb{R}^2

Projection operators or **orthogonal projection operators** are matrix operators on \mathbb{R}^2 (or \mathbb{R}^3) that map each point into its orthogonal projection onto a fixed line or plane through the origin.

Operator	Illustration	Images of \mathbf{e}_1 and \mathbf{e}_2	Standard Matrix
Orthogonal projection onto the x -axis $T(x, y) = (x, 0)$		$T(\mathbf{e}_1) = T(1, 0) = (1, 0)$ $T(\mathbf{e}_2) = T(0, 1) = (0, 0)$	$\begin{bmatrix} 1 & 0 \\ 0 & 0 \end{bmatrix}$
Orthogonal projection onto the y -axis $T(x, y) = (0, y)$		$T(\mathbf{e}_1) = T(1, 0) = (0, 0)$ $T(\mathbf{e}_2) = T(0, 1) = (0, 1)$	$\begin{bmatrix} 0 & 0 \\ 0 & 1 \end{bmatrix}$

Projection operators on \mathbb{R}^3

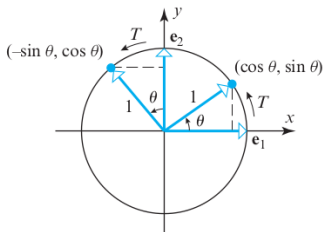
Operator	Illustration	Images of $\mathbf{e}_1, \mathbf{e}_2, \mathbf{e}_3$	Standard Matrix
<p>Orthogonal projection onto the xy-plane</p> <p>$T(x, y, z) = (x, y, 0)$</p>		<p>$T(\mathbf{e}_1) = T(1, 0, 0) = (1, 0, 0)$</p> <p>$T(\mathbf{e}_2) = T(0, 1, 0) = (0, 1, 0)$</p> <p>$T(\mathbf{e}_3) = T(0, 0, 1) = (0, 0, 0)$</p>	$\begin{bmatrix} 1 & 0 & 0 \\ 0 & 1 & 0 \\ 0 & 0 & 0 \end{bmatrix}$
<p>Orthogonal projection onto the xz-plane</p> <p>$T(x, y, z) = (x, 0, z)$</p>		<p>$T(\mathbf{e}_1) = T(1, 0, 0) = (1, 0, 0)$</p> <p>$T(\mathbf{e}_2) = T(0, 1, 0) = (0, 0, 0)$</p> <p>$T(\mathbf{e}_3) = T(0, 0, 1) = (0, 0, 1)$</p>	$\begin{bmatrix} 1 & 0 & 0 \\ 0 & 0 & 0 \\ 0 & 0 & 1 \end{bmatrix}$
<p>Orthogonal projection onto the yz-plane</p> <p>$T(x, y, z) = (0, y, z)$</p>		<p>$T(\mathbf{e}_1) = T(1, 0, 0) = (0, 0, 0)$</p> <p>$T(\mathbf{e}_2) = T(0, 1, 0) = (0, 1, 0)$</p> <p>$T(\mathbf{e}_3) = T(0, 0, 1) = (0, 0, 1)$</p>	$\begin{bmatrix} 0 & 0 & 0 \\ 0 & 1 & 0 \\ 0 & 0 & 1 \end{bmatrix}$

3. Rotation

Rotation operators for \mathbb{R}^2

Rotation operators are matrix operators on \mathbb{R}^2 or \mathbb{R}^3 that move points along arcs of circles centered at the origin.

How to find the standard matrix for the rotation operator $T : \mathbb{R}^2 \rightarrow \mathbb{R}^2$ that moves points counterclockwise about the origin through a positive angle θ ?



$$T(\mathbf{e}_1) = T(1, 0) = (\cos \theta, \sin \theta) \quad \text{and} \quad T(\mathbf{e}_2) = T(0, 1) = (-\sin \theta, \cos \theta)$$

The standard transformation matrix for T is:

$$A = [T(\mathbf{e}_1) \mid T(\mathbf{e}_2)] = \begin{bmatrix} \cos \theta & -\sin \theta \\ \sin \theta & \cos \theta \end{bmatrix}$$

Review on “angle”

Conversion from $^{\circ}$ to rad

- $180^{\circ} = 1\pi$ rad
- $1^{\circ} = \frac{\pi}{180}$ rad

Rotation operators for \mathbb{R}^2 (cont.)

The matrix:

$$R_\theta = \begin{bmatrix} \cos \theta & -\sin \theta \\ \sin \theta & \cos \theta \end{bmatrix}$$

is called the **rotation matrix** for \mathbb{R}^2 .

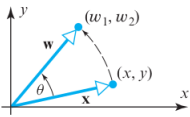
Let $\mathbf{x} = (x, y) \in \mathbb{R}^2$ and $\mathbf{w} = (w_1, w_2)$ be its image under the rotation. Then:

$$\mathbf{w} = R_\theta \mathbf{x}$$

with:

$$w_1 = x \cos \theta - y \sin \theta$$

$$w_2 = x \sin \theta + y \cos \theta$$

Operator	Illustration	Rotation Equations	Standard Matrix
Counterclockwise rotation about the origin through an angle θ		$\begin{aligned} w_1 &= x \cos \theta - y \sin \theta \\ w_2 &= x \sin \theta + y \cos \theta \end{aligned}$	$\begin{bmatrix} \cos \theta & -\sin \theta \\ \sin \theta & \cos \theta \end{bmatrix}$

Example: a rotation operator

Find the image of $\mathbf{x} = (1, 1)$ under a rotation of $\pi/6$ rad ($= 30^\circ$) about the origin.

Solution:

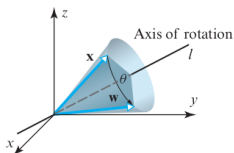
We know that: $\sin(\pi/6) = \frac{1}{2}$ and $\cos(\pi/6) = \frac{\sqrt{3}}{2}$.

By the previous formula:

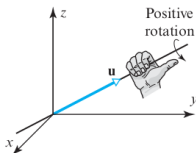
$$R_{\pi/6}\mathbf{x} = \begin{bmatrix} \frac{\sqrt{3}}{2} & -\frac{1}{2} \\ \frac{1}{2} & \frac{\sqrt{3}}{2} \end{bmatrix} \begin{bmatrix} 1 \\ 1 \end{bmatrix} = \begin{bmatrix} \frac{\sqrt{3}-1}{2} \\ \frac{1+\sqrt{3}}{2} \end{bmatrix} \approx \begin{bmatrix} 0.37 \\ 1.37 \end{bmatrix}$$

Rotations in \mathbb{R}^3

Rotations in \mathbb{R}^3 is commonly described as **axis of rotation** and a unit vector \mathbf{u} along that line.



(a) Angle of rotation



(b) Right-hand rule

Right-hand rule is used to establish a sign for the angle for rotation.

- If the axes are the axis x , y , or z , then take the unit vectors \mathbf{i} , \mathbf{j} , and \mathbf{k} respectively.
- An angle of rotation will be *positive* if it is *counterclockwise* looking toward the origin along the positive coordinate axis and will be *negative* if it is *clockwise*.

Rotations in \mathbb{R}^3

Operator	Illustration	Rotation Equations	Standard Matrix
Counterclockwise rotation about the positive x -axis through an angle θ		$w_1 = x$ $w_2 = y \cos \theta - z \sin \theta$ $w_3 = y \sin \theta + z \cos \theta$	$\begin{bmatrix} 1 & 0 & 0 \\ 0 & \cos \theta & -\sin \theta \\ 0 & \sin \theta & \cos \theta \end{bmatrix}$
Counterclockwise rotation about the positive y -axis through an angle θ		$w_1 = x \cos \theta + z \sin \theta$ $w_2 = y$ $w_3 = -x \sin \theta + z \cos \theta$	$\begin{bmatrix} \cos \theta & 0 & \sin \theta \\ 0 & 1 & 0 \\ -\sin \theta & 0 & \cos \theta \end{bmatrix}$
Counterclockwise rotation about the positive z -axis through an angle θ		$w_1 = x \cos \theta - y \sin \theta$ $w_2 = x \sin \theta + y \cos \theta$ $w_3 = z$	$\begin{bmatrix} \cos \theta & -\sin \theta & 0 \\ \sin \theta & \cos \theta & 0 \\ 0 & 0 & 1 \end{bmatrix}$

4. Dilation and contraction

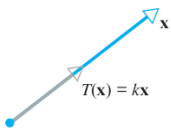
Dilation & contraction

Let $k \in \mathbb{R}, k \geq 0$. The operator:

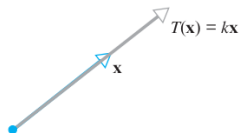
$$T(\mathbf{x}) = k\mathbf{x}$$

on \mathbb{R}^2 or \mathbb{R}^3 defines the increment or decrement of the length of vector \mathbf{x} by a factor of k .

- If $k > 1$, it is called a **dilation with factor k** ;
- If $0 \leq k \leq 1$, it is called a **contraction with factor k** .

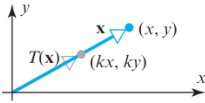
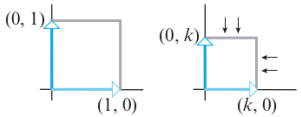
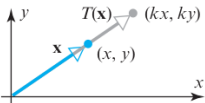
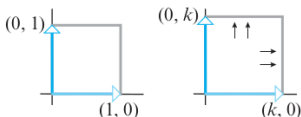


(a) $0 \leq k < 1$

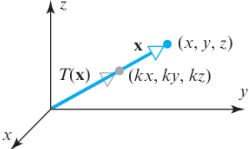
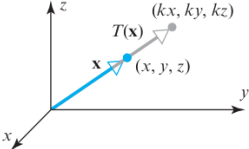


(b) $k > 1$

Dilation & contraction on \mathbb{R}^2

Operator	Illustration $T(x, y) = (kx, ky)$	Effect on the Unit Square	Standard Matrix
Contraction with factor k in \mathbb{R}^2 $(0 \leq k < 1)$			$\begin{bmatrix} k & 0 \\ 0 & k \end{bmatrix}$
Dilation with factor k in \mathbb{R}^2 $(k > 1)$			

Dilation & contraction on \mathbb{R}^3

Operator	Illustration $T(x, y, z) = (kx, ky, kz)$	Standard Matrix
Contraction with factor k in R^3 $(0 \leq k < 1)$		$\begin{bmatrix} k & 0 & 0 \\ 0 & k & 0 \\ 0 & 0 & k \end{bmatrix}$
Dilation with factor k in R^3 $(k > 1)$		

5. Expansion and compression

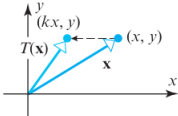
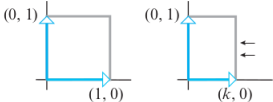
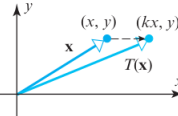
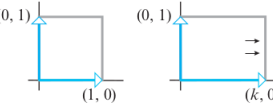
Expansion and compression

In a dilation or contraction of \mathbb{R}^2 or \mathbb{R}^3 , **all coordinates** are multiplied by a non-negative factor k .

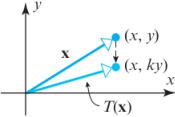
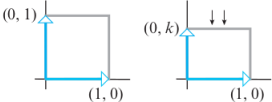
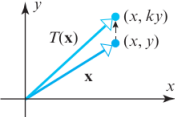
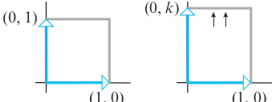
Now what if **only one coordinate** is multiplied by k ?

- If $k > 1$, it is called the **expansion with factor k in the direction of a coordinate axis (x , y , or z)**;
- If $0 \leq k \leq 1$, it is called **compression**

Expansion and compression in \mathbb{R}^2 (in x -direction)

Operator	Illustration $T(x, y) = (kx, y)$	Effect on the Unit Square	Standard Matrix
Compression in the x -direction with factor k in \mathbb{R}^2 $(0 \leq k < 1)$			$\begin{bmatrix} k & 0 \\ 0 & 1 \end{bmatrix}$
Expansion in the x -direction with factor k in \mathbb{R}^2 $(k > 1)$			

Expansion and compression in \mathbb{R}^2 (in y -direction)

Operator	Illustration $T(x, y) = (x, ky)$	Effect on the Unit Square	Standard Matrix
Compression in the y -direction with factor k in \mathbb{R}^2 $(0 \leq k < 1)$			$\begin{bmatrix} 1 & 0 \\ 0 & k \end{bmatrix}$
Expansion in the y -direction with factor k in \mathbb{R}^2 $(k > 1)$			

6. Shear

Shear

A matrix operator of the form:

$$T(x, y) = (x + ky, y)$$

translates a point (x, y) in the xy -plane parallel to the x -axis by an amount ky that is proportional to the y -coordinate of the point.

This is called **shear in the x -direction by a factor k** .

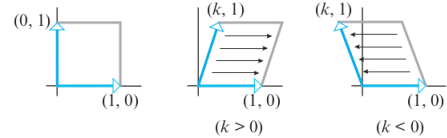
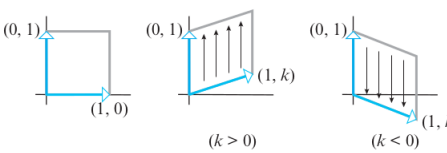
Similarly, a matrix operator:

$$T(x, y) = (x, y + kx)$$

is called **shear in the y -direction by a factor k** .

When $k > 0$, then the shear is in the positive direction. When $k < 0$, it is in the negative direction.

Shear

Operator	Effect on the Unit Square	Standard Matrix
<p>Shear in the x-direction by a factor k in R^2</p> <p>$T(x, y) = (x + ky, y)$</p>		$\begin{bmatrix} 1 & k \\ 0 & 1 \end{bmatrix}$
<p>Shear in the y-direction by a factor k in R^2</p> <p>$T(x, y) = (x, y + kx)$</p>		$\begin{bmatrix} 1 & 0 \\ k & 1 \end{bmatrix}$

Example

Describe the matrix operator whose standard matrix is as follows:

$$A_1 = \begin{bmatrix} 1 & 2 \\ 0 & 1 \end{bmatrix} \quad A_2 = \begin{bmatrix} 1 & -2 \\ 0 & 1 \end{bmatrix} \quad A_3 = \begin{bmatrix} 2 & 0 \\ 0 & 2 \end{bmatrix} \quad A_4 = \begin{bmatrix} 2 & 0 \\ 0 & 1 \end{bmatrix}$$

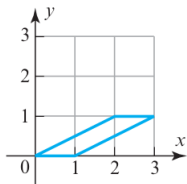
Solution:

From the tables on the previous slides, we can see that:

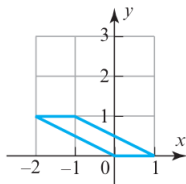
- A_1 corresponds to a shear in the x -direction by a factor 2;
- A_2 corresponds to a shear in the x -direction by a factor -2;
- A_3 corresponds to a dilation with factor 2;
- A_4 corresponds to an expansion in the x -direction with factor 2.

Example (*cont.*)

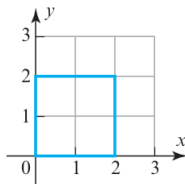
Describe geometrically the result of the transformation:



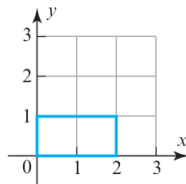
A_1



A_2



A_3



A_4

Exercise